

Start Panel LED G2

START PANEL LED G2 600 NW 4000K

0047420



Product features

- Cost effective LED 600x600mm panel. High lumen output with excellent uniformity across diffuser. 4510 lumens and 105lm/W.



PRODUCT OVERVIEW

IPC Code	0047420
Product name	START PANEL LED G2 600 NW 4000K
Technology	LED
Housing	Powder coated steel + Aluminium
Mount	Ceiling recessed
Environment	Internal
General application	Education, Hospitality, Office, Retail
Fixture luminous flux (lm)	4510
LOR (%)	100
Colour temperature (K)	4000
Light colour	Neutral White
CRI (Ra)	84
Colour Consistency (SDCM)	5
Beam Angle (°)	110
Glare control	UGR<24
Photobiological Risk Group	Exempt Group 0
Total power consumption (W)	43
Electrical protection	Class II
Control gear type	Electronic
Average life (Nominal) (h)	50000
Housing colour	White
IP rating	IP44
Product EAN number	5410288474205
Included lamp	INTEGRATED LED

DATA TABLE

General data

IPC Code	0047420
Product name	START PANEL LED G2 600 NW 4000K
Technology	LED
Housing	Powder coated steel + Aluminium
Mount	Ceiling recessed
Environment	Internal

Start Panel LED G2

START PANEL LED G2 600 NW 4000K

0047420

General application	Education,Hospitality,Office,Retail
Operating temperature range (°C)	-10 to +40

Optical data

Fixture luminous flux (lm)	4510
LOR (%)	100
Colour temperature (K)	4000
Light colour	Neutral White
CRI (Ra)	84
Colour Consistency (SDCM)	5
Adjustable chromaticity	N
Beam Angle (°)	110
Distribution type	Direct
Glare control	UGR<24
Photobiological Risk Group	Exempt Group 0

Electrical data

Total power consumption (W)	43
Mains voltage (V)	220-240V~
Electrical protection	Class II
Control gear type	Electronic
Drive current (mA)	650
Inrush Current (A)	850
Glow Wire Test (°C)	850

Lifetime data

Average life (Nominal) (h)	50000
----------------------------	-------

Physical data

Housing colour	White
IP rating	IP44
Diffuser finish	Opal
Diffuser material	Polycarbonate Diffuser
Reflector finish	Polycarbonate Diffuser
Nominal Product Length (mm)	595
Nominal Product Width (mm)	595
Nominal Product Height (mm)	86
Weight (kg)	2.782
Recessed Depth (mm)	86

Packaging

Single packaging type	Carton
Product EAN number	5410288474205
Packaging single length / height (cm)	62.6
Packaging single width (cm)	61.2
Packaging single depth (cm)	10.3
DUN14 (outer)	05410288474205
Units per outer package	1
Packaging outer length / height (cm)	62.6

Start Panel LED G2 START PANEL LED G2 600 NW 4000K 0047420

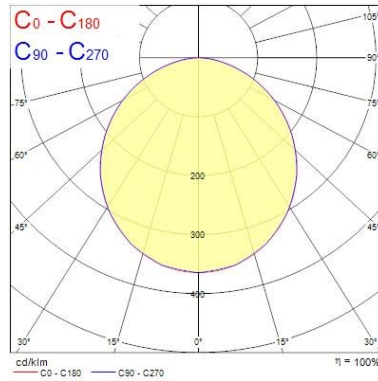
Packaging outer width (cm)	61.2
Packaging outer depth (cm)	10.3

PHOTOMETRY

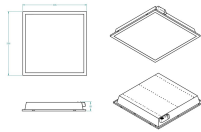
Distance [m]	Cone diameter [m]	illuminance [lx]
0.5	1.39 1.40	E(0°) 8576 E(C90) 696 E(C0) 645
1.0	2.78 2.80	E(0°) 1644 E(C90) 164 E(C0) 161
1.5	4.17 4.21	E(0°) 721 E(C90) 73 E(C0) 72
2.0	5.57 5.61	E(0°) 411 E(C90) 41 E(C0) 40
2.5	6.96 7.01	E(0°) 263 E(C90) 26 E(C0) 26
3.0	8.35 8.41	E(0°) 183 E(C90) 18 E(C0) 18

Distance [m] Cone diameter [m] illuminance [lx]

— C0 - C180 (Half beam angle: 108.0°)
— C90 - C270 (Half beam angle: 108.0°)



TECHNICAL DRAWINGS




© 2019 Sylvania Lighting Inc. All rights reserved.


Start Panel LED G2

START PANEL LED G2 600 NW 4000K


0047420


SYLVANIA 0047420


 This luminaire is compatible with bulbs of the energy classes:

 } **LED**


This luminaire is sold with a bulb of the energy class:

874/2012 

 This luminaire is compatible with bulbs of the energy classes:

 } **LED**

This luminaire is sold with a bulb of the energy class:

SYLVANIA 0047420  874/2012